


## Reproduction GB tax discs by Poplargreg



Now that the issuing of tax discs and the necessity to display existing ones ends on 1<sup>st</sup> October 2014, windscreens are going to look a bit empty.

Why not display a disc on your classic car that is an exact replica of the one it carried the day it left the showroom!

I can supply reproduction discs with

- the correct design and colour for the year, including reverse
- the "rubber" issuing stamp changed to original registering office and date
- any month of expiry for 1961 and later design discs
- invoice posted with discs and seven day return if not satisfied
- alterations carried out without any extra charge
- three discs sent, so you have spares as backup
- water and fade proof ink used in printing
- delivery usually within 2-3 days of order – pay when seen and approved
- one or all discs completed in the correct style for the period, or complete yourself
- the cost will be **£8 for three** or **£12 including postage if you would like the issuing office stamp altered to a location of your choice.**
- lifetime free replacement guarantee in case of fading, water damage, loss etc.

Order by post, telephone or email from

Greg Powell  
24 Elgar Avenue  
Hampton Park  
Hereford  
HR1 1TY

telephone (01432) 353963

mobile 07710 267336  
email [greg@poplargreg.com](mailto:greg@poplargreg.com)

## No other supplier can match this service!

You can see much more information and view all discs  
on my website [www.poplargreg.com](http://www.poplargreg.com)

## Great Britain Road Tax Discs 1921-1978

The road tax disc was introduced in 1921 as a receipt to indicate that excise duty had been paid for the vehicle on which it is displayed. When new, they had a margin or selvedge attached giving information enabling the counter clerk to fill in the disc correctly. The selvedge was then torn along perforations and discarded. The perforations were absent on some pre 1930 and some 1940s discs). The diameter varies slightly, but is usually 75mm.

Following this text you will find photographs of all the main patterns of disc to enable you to complete your blank. The particulars to be entered are

|                     |   |
|---------------------|---|
| Mark                | the vehicle registration number   |
| Class               | eg Bicycle, Private ( <i>ie car</i> ), Private and Light Goods ( <i>ie vans etc</i> ), Agricultural Machine, Goods  |
| Make                | eg Norton, Ford etc   |
| Unladen Weight (uw) | in tons and cwt (goods vehicles only)   |
| Capacity or HP      | On early discs there is a box labelled "Seat Capacity". For Hackney Carriages (buses, taxis), enter number of seats, for motorcycles, cross out "seat" and enter the engine capacity in cc. |
| Rate                | the amount of duty paid. This varied for type of vehicle, year and whether disc was for a whole or part year. It is often difficult to know the correct figure to enter.                    |

## The basic Disc Design

Since their introduction, there have been nine different designs of tax disc.

|        | <i>Annual</i> | <i>Quarterly</i> |
|--------|---------------|------------------|
| Type 1 | 1921-21       | 1921-50          |
| Type 2 | 1923-38       | -                |
| Type 3 | 1939-50       | -                |
| Type 4 | 1951-56       | 1951-56          |
| Type 5 | 1957-60       | 1957-60          |

*Annual, 4-monthly or six monthly share same design*

|        |           |
|--------|-----------|
| Type 6 | 1961-78   |
| Type 7 | 1977-87   |
| Type 8 | 1987-93   |
| Type 9 | 1993-2001 |



### Type 1 Annual 1921-22

Plain background, no colour bands. Rare (had to be handed in when obtaining a replacement disc)

### Type 2 Annual 1923-38

Security background repeating "ROAD FUND LICENCE" in tiny letters. This lettering has usually faded out on early discs.

The annual licences, but not the quarterly ones have bands of colour

- Vertical in 1923-31, 1941-43, 1953-56
- Horizontal in 1932-34 and 1944-46
- Cross-shaped in 1935-37 and 1947-49
- Diagonal (SW to NE) in 1938-40 and 1950-52

Between 1932 and 1949 the colours of the bands rotated regularly through red, green and orange plus light blue in 1925, violet in 1927 and dark blue in 1931 and 1954.

### Type 3 Annual 1939-50

Almost identical to type 2, except background lettering now reads "MECHANICALLY PROPELLED VEHICLE LICENCE"

### Type 1-3 Quarterly 1921-50

No background or coloured bands, but printed on coloured paper, changing every three months – light green, light blue, dark blue, buff, pink, yellow, orange and grey.

### Type 4 Annual 1951-56

"VEHICLES (EXCISE) ACT 1949" around top margin, year vertical in centre replaces national emblems.

### Type 4 Quarterly 1951-56

Same as the annual design, but without the background lettering or coloured bands. Printed on coloured paper, colour changing quarterly.

### Type 5 Annual and Quarterly 1957-60

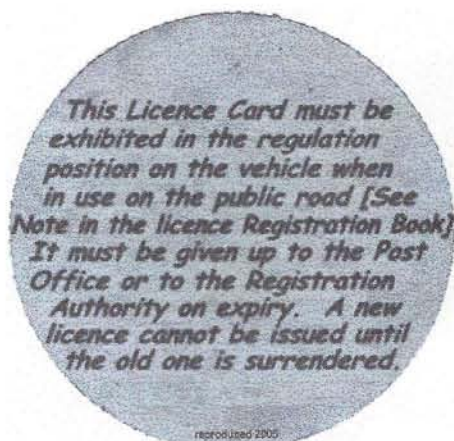
Complete re-design for both.

### Type 6 1961-78


Another re-design to make copying more difficult. Licences now issued every four months instead of quarterly. Same design used for annual discs.

Quarterly discs were put on thinner paper and have not survived as well as the annual versions. All new blank discs supplied by me are printed on thin card for durability.

## Disc Designs (images not true size)



Type 1 Quarterly and Annual 1921-22 – the first disc issued




Types 2 and 3 Annual 1923-50





Types 1-3 Quarterly 1921-50



Type 4 Annual and Quarterly 1951-56



Type 5 Annual and Quarterly 1957-60



*Later discs sometimes had printed details*

Type 6 annual and 4-monthly 1961-78

Acknowledgements to  
"Great Britain Road Tax Discs 1921-2000"  
by Champion, Hitchings and Brice  
Published by the Revenue Society of Great Britain



## Car Duty Rates

|  | 4 Months Duty | 6 Months Duty | 12 Months Duty |
|--|---------------|---------------|----------------|
| <p>From 1921 until 1948, Duty was calculated at £1 per Horse Power (HP) Part year duty was applied at the rate of approximately 108.3% of 1 months duty per month</p> <p>Until 1961, drivers could purchase an annual disc at any time in the year, paying a proportional rate of duty. The full annual rate would be shown on the disc, the actual amount paid was entered on the tear-off selvedge</p> |               |               |                |
| <a href="#">1948</a>   |               |               | £10 0s 0d      |
| <a href="#">1949</a>   |               |               | £10 0s 0d      |
| <a href="#">1950</a>   |               |               | £10 0s 0d      |
| <a href="#">1951</a>   |               |               | £10 0s 0d      |
| <a href="#">1952</a>   |               |               | £10 0s 0d      |
| <a href="#">1953</a>   |               |               | £10 0s 0d      |
| <a href="#">1954</a>   |               |               | £12 10s 0d     |
| <a href="#">1955</a>   |               |               | £12 10s 0d     |
| <a href="#">1956</a>   |               |               | £12 10s 0d     |
| <a href="#">1957</a>   |               |               | £12 10s 0d     |
| <a href="#">1958</a>   |               |               | £12 10s 0d     |
| <a href="#">1959</a>   |               |               | £12 10s 0d     |
| <a href="#">1960</a>   | £5 10s 0d     | £8 3s 0d      | £12 10s 0d     |
| <a href="#">1961</a>   | £5 10s 0d     | £8 3s 0d      | £15 0s 0d      |
| <a href="#">1962</a>   | £5 10s 0d     | £8 3s 0d      | £15 0s 0d      |
| <a href="#">1963</a>   | £5 10s 0d     | £8 3s 0d      | £15 0s 0d      |
| <a href="#">1964</a>   | £5 10s 0d     | £8 3s 0d      | £15 0s 0d      |
| <a href="#">1965</a>   | £6 8s 0d      | £9 15s 0d     | £17 10s 0d     |
| <a href="#">1966</a>   | £6 8s 0d      | £9 15s 0d     | £17 10s 0d     |
| <a href="#">1967</a>   | £6 8s 0d      | £9 15s 0d     | £17 10s 0d     |
| <a href="#">1968</a>   | £9 6s 0d      | £13 10s 0d    | £25 0s 0d      |
| <a href="#">1969</a>   | £9 6s 0d      | £13 10s 0d    | £25 0s 0d      |
| <a href="#">1970</a>   | £9 6s 0d      | £13 10s 0d    | £25 0s 0d      |
| <a href="#">1971</a>   | £9 6s 0d      | £13 10s 0d    | £25 0s 0d      |
| <a href="#">1972</a>   | £9 6s 0d      | £13 10s 0d    | £25 0s 0d      |
| <a href="#">1972</a>   | £9.30         | £13.50        | £25            |
| <a href="#">1973</a>   | £9.30         | £13.50        | £25            |

Until 1961, drivers could purchase an annual disc at any time in the year, paying a proportional rate of duty. The full annual rate would be shown on the disc, the actual amount paid was entered on the tear-off selvedge

## Car Duty Rates

|      |        |  |        |  |      |
|------|--------|--|--------|--|------|
| 1974 | £9.30  |  | £13.50 |  | £25  |
| 1975 | £14.65 |  | £22    |  | £40  |
| 1976 | £14.65 |  | £22    |  | £40  |
| 1977 | £18.35 |  | £27.50 |  | £50  |
| 1978 | £18.35 |  | £27.50 |  | £50  |
| 1979 | £18.35 |  | £27.50 |  | £50  |
| 1980 | £22    |  | £33    |  | £60  |
| 1981 | £25.70 |  | £38.50 |  | £70  |
| 1982 | £29.30 |  | £44    |  | £80  |
| 1983 | £31.15 |  | £46.75 |  | £85  |
| 1984 | £33    |  | £49.50 |  | £90  |
| 1985 | £36.65 |  | £55    |  | £100 |
| 1986 | £36.65 |  | £55    |  | £100 |
| 1987 | £36.65 |  | £55    |  | £100 |
| 1988 | £36.65 |  | £55    |  | £100 |
| 1989 | £36.65 |  | £55    |  | £100 |
| 1990 | £36.65 |  | £55    |  | £100 |
| 1991 | £36.65 |  | £55    |  | £100 |
| 1992 | £40.33 |  | £60.50 |  | £110 |
| 1993 | £45.90 |  | £68.75 |  | £125 |
| 1993 | £47.70 |  | £71.50 |  | £130 |
| 1994 | £49.55 |  | £74.25 |  | £135 |
| 1995 | £51.35 |  | £77    |  | £140 |
| 1996 | £52.65 |  | £79    |  | £145 |
| 1997 | £55    |  | £82.50 |  | £150 |
| 1998 | £55    |  | £82.50 |  | £150 |
| 1999 | £55.85 |  | £85.25 |  | £155 |
|      |        |  |        |  |      |
|      |        |  |        |  |      |
|      |        |  |        |  |      |
|      |        |  |        |  |      |
|      |        |  |        |  |      |
|      |        |  |        |  |      |
|      |        |  |        |  |      |
|      |        |  |        |  |      |

Until 1961, drivers could purchase an annual disc at any time in the year, paying a proportional rate of duty. The full annual rate would be shown on the disc, the actual amount paid was entered on the tear-off selvedge